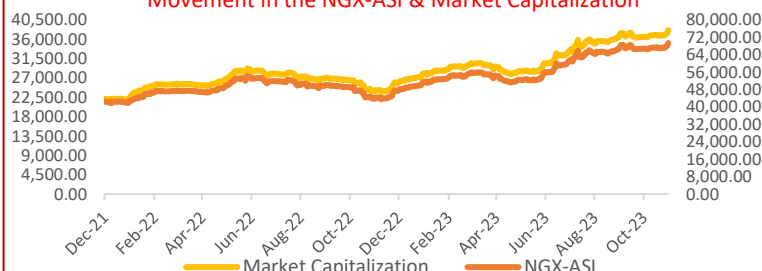




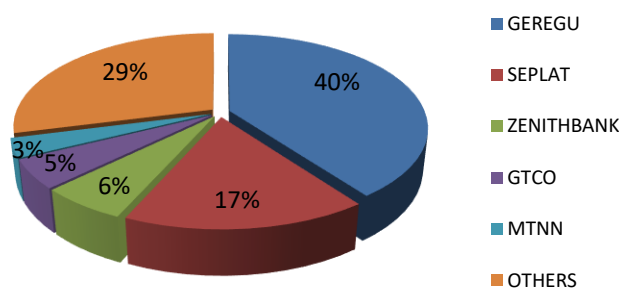
Tepid Trading Ahead of Christmas as ASI Dips 0.36% on Panic Sell; Overnight NIBOR Dips as System Liquidity Improves....

The local equities market retraced its steps on Friday as its All-Share Index faced a decline of 0.36%, thus ending its four-day consecutive winning streak to close at 74,023.27 points. Consequently, the market cap of listed equities also declined by 0.36% to N40.51 trillion, as investors suffered total market loss of N145.43 billion. Nevertheless, the Exchange accounted for more gainers (33) than losers (20). Market momentum stayed downbeat as the total deals and traded volume declined by 20.74% and 44.37% to 6,333 trades and 423.30 million units, respectively. However, the total traded value for the day witnessed an uptick of 27.32% to N16.58 billion. Moving to the sectors, performance was quite bearish; the Banking, Consumer Goods and Industrial sectors experienced losses of 0.77%, 0.03% and 0.03%. The Insurance sector advanced by 1.17%, while the Oil/Gas sector remained unchanged. The top five decliners for the day include stocks such as CONHALLPLC, INTBREWE, PRESTIGE, ABCTRANS and GUINEAINS as their respective share prices declined by -8.73%, -8.33%, -7.84%, -7.32% and -6.90%. As the session concluded, UNIVINSURE emerged as the most traded security by volume with 41.94 million units worth N10.95 million traded in 43 trades, while GEREGU led in traded value at N6.62 billion.

Movement in the NGX-ASI & Market Capitalization



Today's biggest transactions by %age of total naira votes



MARKET STATISTICS	CLOSE	PREVIOUS	TODAY'S%	YTD %
All Share Index (ASI)	74,023.27	74,289.02	(0.36)	44.433
Deals	6,333	7,990	(20.74)	
Volume (millions)	423.30	760.93	(44.37)	
Value (₦ Millions)	16,584.67	13,026.43	27.32	
Market Cap (₦ billions)	40,506.77	40,652.20	(0.36)	45.107

SECTORED INDICES	CLOSE	PREVIOUS	TODAY'S % Δ
NGX BANKING	887.60	894.52	-0.77
NGX INSURANCE	297.31	293.88	1.17
NGX CONSUMER GOODS	1,137.87	1,138.17	-0.03
NGX OIL/GAS	1,039.25	1,039.25	0.00
NGX IND	2,712.09	2,712.89	-0.03

Source: NGX, Cowry Research

TENOR	NIBOR as @ 22/12/2023	NIBOR as @ 21/12/2023	PPT
Overnight	15.7500	15.9400	-0.19
1 Month	16.3300	16.1900	0.14
3 Months	17.1700	16.8800	0.29
6 Months	17.9200	18.0000	-0.08

Source: FMDQ

TENOR	NITTY as @ 22/12/2023	NITTY as @ 21/12/2023	PPT
1Month	3.2700	3.2700	0.00
3 Months	6.0100	5.6100	0.40
6 Months	7.7500	7.9500	-0.20
12 Months	13.5600	13.8900	-0.33

Source: FMDQ

Bond Name	Maturity (Years)	Bid Price	Daily Δ	Offeryield	Yield YTD PPT Δ
16.29% FGN MAR 2027	10	108.25	0.00	13.06%	-0.009
12.50% FGN MAR 2035	15	86.97	0.00	14.91%	0.014
16.25% FGN APR 2037	20	103.82	0.00	15.55%	0.009
12.98% FGN MAR 2050	30	80.94	0.00	16.09%	0.021

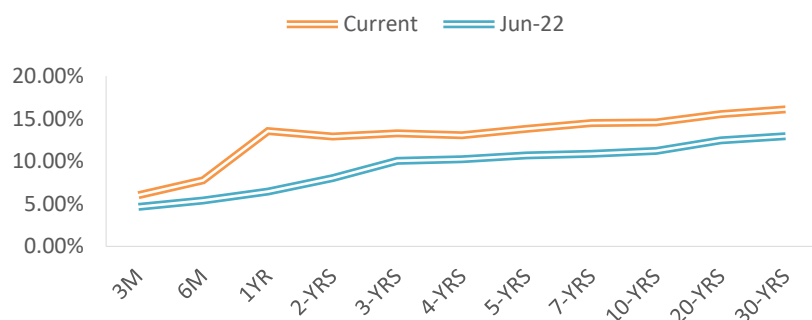
Source: FMDQ

EurobondName	Maturity (Years)	Bid Price	Daily Δ	Offer Yield	Yield YTD PPT Δ
6.50 NOV 28, 2027	10	91.10	0.23	9.26%	0.002
7.69% FEB 23, 2038	20	81.67	0.36	10.16%	-0.023
7.62% NOV 28, 2047	30	78.83	0.46	9.96%	-0.023

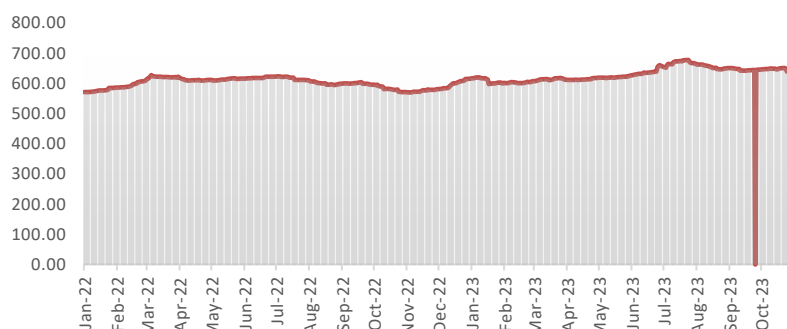
Source: FMDQ



NAIRA YIELD CURVE



S&P/FMDQ Nigeria Sovereign Bond Index (NGN)



Money Market

In the money market, the Overnight NIBOR experienced a 0.19% decline to close at 15.75%, followed by the 6-month NIBOR which also declined by 0.08% to settle at 17.92%. Likewise, key money market rates, such as the open repo rate (OPR) and overnight lending rate (OVN), decreased by 0.04% and 0.31% to close at 14.86% and 15.29%, respectively.

In the Nigerian Interbank Treasury Bills market, the Nigerian Interbank Treasury Bills True Yield (NITTY) closed in the mix. Meanwhile, the secondary market for Nigerian Treasury Bills witnessed positive market activity as the average yield declined by 4bps to close at 8.12% on Friday.

Bond Market

Moving to the bond market, trading activity was muted at 14.36%, despite yield reduction in JUN-53 FGN paper.

However, in the Nigerian sovereign Eurobonds market, trading activity was largely bullish leading to a decline in the average yield by 6bps to 9.66% on Friday.

Foreign Exchange Market

Shifting to the foreign exchange market, the Naira depreciated by 2.78% at the official market to close at N885.88 per dollar (from N861.91). Similarly, in the parallel market, the Naira also depreciated by 0.58% to close at N1,205 to the dollar.

Global Commodity Market

In the global commodity market, oil prices showed a positive trend above the \$70 per barrel mark, with Brent Crude increasing by 0.69% to trade at \$79.94 per barrel and WTI also rising by 0.72% to trade at \$74.42 per barrel on Friday.

Source: FMDQ, Trading Economics, OilPrice.com, S&P Dow Jones, Cowry Research

USD/NGN Exchange Rate	22/12/2023	Previous	Daily %
I&E FX	N885.88	N861.91	2.78%
Parallel	N1,205	N1,198	0.58%

Major Currencies & Commodities	22/12/2023	Daily %	Yearly %
EURUSD	1.1035	0.25%	3.98%
GBPUSD	1.274	0.41%	5.68%
USDZAR	18.4018	0.29%	7.98%
USDEGP	30.905	0.18%	24.87%
Crude Oil, \$/bbl	74.422	0.72%	-6.58%
Brent, \$/bbl	79.941	0.69%	-5.26%
Natural Gas, \$/MMBtu	2.552	-0.77%	-42.23%
Coal, \$/T	145.25	0.69%	-63.75%
Gold, \$/t.oz	2068.2	1.11%	15.01%
Wheat, \$/Bu	615.28	0.45%	-20.71%
Palm Oil, MYR/T	3738	-0.08%	-2.40%
Cocoa, \$/T	4287	-0.02%	63.09%

IMPORTANT DISCLOSURES

This report is produced by the Research Desk, Cowry Asset Management Limited (COWRY) as a guideline for Clients that intend to invest in securities on the basis of their own investment decision without relying completely on the information contained herein. The opinion contained herein is for information purposes only and does not constitute any offer or solicitation to enter into any trading transaction. While care has been taken in preparing this document, no responsibility or liability whatsoever is accepted by any member of COWRY for errors, omission of facts, and any direct or consequential loss arising from the use of this report or its contents.



Cowry Daily Market Insight 22 December 2023

Corporate Bond Issuer	Description	Issue Date	Maturity Date	Coupon (%)	Yield (%)	Daily Δ
DANGOTE CEMENT PLC	11.25 DANGCEM IA 30-MAY-2024	26-May-21	30-May-24	11.25	8.64	0.01
FLOUR MILLS OF NIGERIA PLC	11.10 FLOURMILLS IIIB 27-FEB-2025	27-Feb-20	27-Feb-25	11.10	16.91	0.00
LAPO MFB SPV PLC	13.00 LAPO MFB II 30-MAR-2025	30-Mar-20	30-Mar-25	13.00	14.10	0.00
DANGOTE CEMENT PLC	12.50 DANGCEM I 30-APR-2025	24-Apr-20	30-Apr-25	12.50	15.76	0.00
UNITED CAPITAL PLC	12.50 UNICAP I 28-MAY-2025	28-May-20	28-May-25	12.50	14.88	-0.02
PARTHIAN PARTNERS FUNDING SPV PLC	13.50 PAPF SPV I 27-Jul-2025	27-Jul-22	27-Jul-25	13.50	15.17	0.00
UNION BANK OF NIGERIA PLC	15.75 UNION II 3-SEP-2025	07-Sep-18	03-Sep-25	15.75	14.53	0.00
STERLING INV. MGT. PLC	16.25 STERLING INV. II 6-OCT-2025	05-Oct-18	06-Oct-25	16.25	16.88	0.00
WEMA FUNDING SPV PLC	16.50 WEMA FUNDING SPV II 12-OCT-2025	12-Oct-18	12-Oct-25	16.50	16.94	0.00
CORONATION MB FUNDING SPV PLC	6.25 CORO MB SPV I 30-NOV-2025	30-Nov-20	30-Nov-25	6.25	15.62	0.00
FLOUR MILLS OF NIGERIA PLC	5.50 FLOURMILLS IV A 15-DEC-2025	14-Dec-20	15-Dec-25	5.50	14.24	0.00
CARDINALSTONE FINANCING SPV PLC	7.00 CARDINAL SPV I 30-DEC-2025	30-Dec-20	30-Dec-25	7.00	13.72	0.00
FSDH FUNDING SPV PLC	8.50 FSDH SPV PLC IA 16-FEB-2026	16-Feb-21	16-Feb-26	8.50	14.24	0.00
FSDH FUNDING SPV PLC	8.00 FSDH SPV PLC IB 16-FEB-2026	16-Feb-21	16-Feb-26	8.00	14.24	0.00
MECURE INDUSTRIES FUNDING SPV PLC	13.00 MECURE SPV PLC I 31-MAR-2026	31-Mar-21	31-Mar-26	13.00	15.86	0.00
FLOUR MILLS OF NIGERIA PLC	14.5 FLOURMILL I 9-MAY-2026	09-May-23	09-May-26	14.50	14.63	0.00
DANGOTE CEMENT PLC	12.50 DANGCEM IB 30-MAY-2026	26-May-21	30-May-26	12.50	14.21	0.00
ACCESS BANK PLC	15.50 ACCESS BANK 23-JUL-2026	23-Jul-19	23-Jul-26	15.50	16.11	0.00
MTN NIGERIA COMMUNICATIONS PLC	13.50 MTNN IA 30-SEP-2026	30-Sep-22	30-Sep-26	13.50	14.15	0.00
SUNDRY FOODS FUNDING SPV PLC	13.50 SUNDRY SPV PLC I 15-DEC-2026	15-Dec-21	15-Dec-26	13.50	14.45	0.00
EAT & GO FINANCE SPV PLC	14.25 EAT & GO FINANCE SPV 17-DEC-2026	17-Dec-19	17-Dec-26	14.25	15.87	0.00
DANGOTE CEMENT PLC	11.85 DANGCEM IIA 30-APR-2027	27-Apr-22	30-Apr-27	11.85	14.25	0.00
AXXELA FUNDING 1 PLC	14.30 AXXELA I 20-MAY-2027	20-May-20	20-May-27	14.30	16.01	0.00
ACCELEREX SPV PLC	14.00 ACSP I 15-JUN-2027	15-Jun-22	15-Jun-27	14.00	16.42	0.00
NOVAMBL INVESTMENTS SPV PLC	12.00 NOVAMBL SPV I 23-JUL-2027	23-Jul-20	23-Jul-27	12.00	17.34	0.00
UNICAP	15.00 UNICAP II 14-SEP-2027	14-Sep-22	14-Sep-27	15.00	15.45	0.00
*NMRC	7.20 NMRC III 2-NOV-2027	02-Nov-20	02-Nov-27	7.20	16.73	0.00
VIATHAN FUNDING PLC	16.00 VIATHAN (GTD) 14-DEC-2027	15-Dec-17	14-Dec-27	16.00	14.21	0.00

www.cowryasset.com

IMPORTANT DISCLOSURES

This report is produced by the Research Desk, Cowry Asset Management Limited (COWRY) as a guideline for Clients that intend to invest in securities on the basis of their own investment decision without relying completely on the information contained herein. The opinion contained herein is for information purposes only and does not constitute any offer or solicitation to enter into any trading transaction. While care has been taken in preparing this document, no responsibility or liability whatsoever is accepted by any member of COWRY for errors, omission of facts, and any direct or consequential loss arising from the use of this report or its contents.



Cowry Daily Market Insight 22 December 2023

Corporate Bond Issuer	Description	Issue Date	Maturity Date	Coupon (%)	Yield (%)	Daily Δ
FLOUR MILLS OF NIGERIA PLC	6.25 FLOURMILLS IV B 14-DEC-2027	14-Dec-20	14-Dec-27	6.25	15.31	0.00
BUA CEMENT PLC	7.50 BUACEM I 30-DEC-2027	30-Dec-20	30-Dec-27	7.50	14.23	0.00
*ARADEL HOLDINGS PLC	17.00 ARAD I 13-JAN-2028	13-Jan-23	13-Jan-28	17.00	14.12	0.00
MTN NIGERIA COMMUNICATIONS PLC	13.00 MTN COM PLC I 5-MAY-2028	05-May-21	05-May-28	13.00	14.59	0.00
DANGOTE CEMENT PLC	13.50 DANGCEM IC 30-MAY-2028	26-May-21	30-May-28	13.50	14.96	0.00
C&I LEASING PLC	15.50 C&I LEASING II 3-JUN-2028	03-Jun-21	03-Jun-28	15.50	15.80	0.00
CERPAC RECEIVABLES FUNDING SPV PLC	14.50 CERPAC-SPV III 15-JUL-2028	10-Sep-21	15-Jul-28	14.50	16.40	0.00
ARDOVA PLC	13.30 ARDOVA PLC IA 12-NOV-2028	12-Nov-21	12-Nov-28	13.30	14.69	0.00
EAT & GO FINANCE SPV PLC	13.25 EAT & GO FINANCE SPV 8-MAR-2029	08-Mar-22	08-Mar-29	13.25	16.31	0.00
PRESCO PLC	12.85 PRESCO PLC 5-APR-2029	05-Apr-22	05-Apr-29	12.85	15.23	0.00
DANGOTE CEMENT PLC	12.35 DANGCEM IIB 30-APR-2029	27-Apr-22	30-Apr-29	12.35	15.56	0.00
UNION BANK OF NIGERIA PLC	16.20 UNION III 27-JUN-2029	27-Jun-19	27-Jun-29	16.20	17.86	0.00
DANGOTE INDUSTRIES FUNDING PLC	12.75 DANGIFP IA 19-JUL-2029	19-Jul-22	19-Jul-29	12.75	16.36	0.00
GEREGU POWER PLC	14.50 GERP I 28-JUL-2029	28-Jul-22	28-Jul-29	14.50	16.14	0.00
*NMRC	14.90 NMRC I 29-JUL-2030	29-Jul-15	29-Jul-30	14.90	14.62	0.00
TSL SPV PLC	10.00 TSL SPV I (GTD) 6-OCT-2030	06-Oct-20	06-Oct-30	10.00	15.91	0.00
FBNQ MB FUNDING SPV PLC	6.25 FBNQ MB SPV II 16-DEC-2030	16-Dec-20	16-Dec-30	6.25	15.60	0.00
FIDELITY BANK PLC	8.50 FIDELITY I 7-JAN-2031	07-Jan-21	07-Jan-31	8.50	15.60	0.00
PRIMERO BRT SECURITISATION SPV PLC	17.00 PRIMERO BRT-SPV 27-OCT-2031	24-May-19	27-Oct-31	17.00	17.41	0.00
MTN NIGERIA COMMUNICATIONS PLC	12.75 MTN COM PLC II 4-NOV-2031	04-Nov-21	04-Nov-31	12.75	15.60	0.00
ARDOVA PLC	13.65 ARDOVA PLC IB 12-NOV-2031	12-Nov-21	12-Nov-31	13.65	15.49	0.00
GPC-SPV COMPANY PLC	13.00 GPC SPV PLC (GTD) 23-NOV-2031	23-Nov-21	23-Nov-31	13.00	15.19	0.00
PAT DIGITAL INFRA FUND SPV PLC	13.25 PAT SPV PLC (GTD) 2-FEB-2032	02-Feb-22	02-Feb-32	13.25	15.58	0.00
DANGOTE CEMENT PLC	13.00 DANGCEM IIC 30-APR-2032	27-Apr-22	30-Apr-32	13.00	16.21	0.00
DANGOTE CEMENT PLC	13.00 DANGCEM IIC 30-APR-2032	19-Jul-22	19-Jul-32	13.50	16.42	0.00
MTN NIGERIA COMMUNICATIONS PLC	14.50 MTNN IB 30-SEP-2032	30-Sep-22	30-Sep-32	14.50	15.72	0.00
DANGOTE INDUSTRIES FUNDING PLC	13.50 DANGIFP IB 19-JUL-2032	19-Jul-22	19-Jul-32	16.75	16.73	0.00
*NMRC	13.80 NMRC II 15-MAR-2033	21-May-18	15-Mar-33	13.80	15.53	0.00
GEL UTILITY FUNDING SPV PLC	15.15 GEL UTILITY-SPV (GTD) 28-AUG-2034	28-Aug-19	28-Aug-34	15.15	16.18	0.00
LFZC FUNDING SPV PLC	13.25 LFZC II 16-MAR-2042	10-May-22	16-Mar-42	13.25	16.46	0.00
LFZC FUNDING SPV PLC	15.25 LFZC III 29-MAR-2043	29-Mar-23	29-Mar-43	19.76	16.52	0.00
FCMB GROUP PLC	16.00 FCMB I (PERP)	16-Feb-23	-	16.00	15.95	0.00
FCMB GROUP PLC	16.00 FCMB II (PERP)	24-Oct-23	-	16.00	15.50	0.00

www.cowryasset.com

IMPORTANT DISCLOSURES

This report is produced by the Research Desk, Cowry Asset Management Limited (COWRY) as a guideline for Clients that intend to invest in securities on the basis of their own investment decision without relying completely on the information contained herein. The opinion contained herein is for information purposes only and does not constitute any offer or solicitation to enter into any trading transaction. While care has been taken in preparing this document, no responsibility or liability whatsoever is accepted by any member of COWRY for errors, omission of facts, and any direct or consequential loss arising from the use of this report or its contents.